



# KANE COUNTY

GILLAM, DAHL, Davoust, Hernandez, Lewis, Molina, Thomas

## JOBS COMMITTEE

FRIDAY, SEPTEMBER 15, 2017

---

County Board Room

Agenda

10:30 AM

Kane County Government Center, 719 S. Batavia Ave., Bldg. A, Geneva, IL 60134

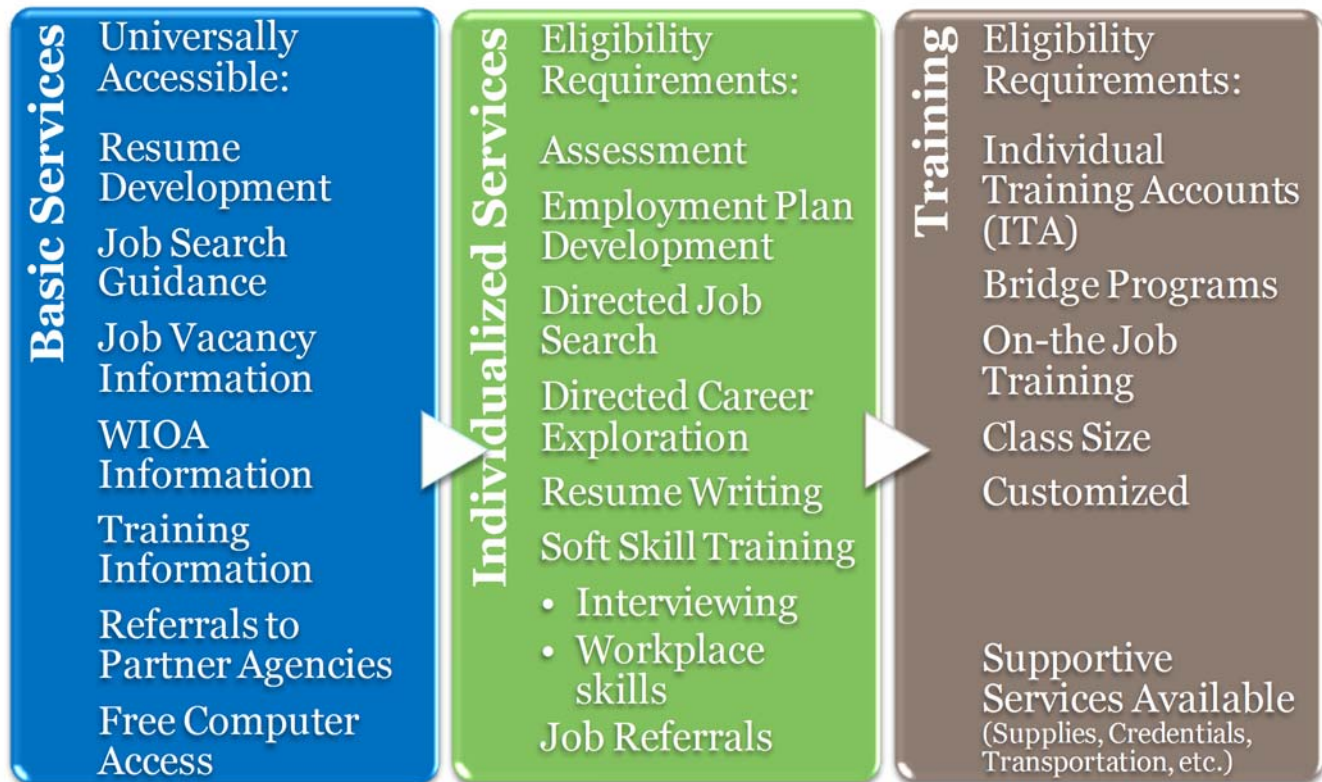
---

1. **Call to Order**
2. **Approval of Minutes: August 11, 2017**
3. **Office of Community Reinvestment - Workforce Development Division**
  - A. OCR WIOA Performance Reports (attached)
  - B. OCR Financials (attached)
4. **Comments by Co-Chair**
5. **Jobs Committee Priorities**
  - A. Committee Review and Approval for Kane County Export Grant Program Companies (Priority 6)
    1. InFlight Entertainment Products – Dan Olstinske, Director of Sales
    2. Humboldt Manufacturing – Phyllis Shanoff, International Sales Manager
    3. Microtrace LLC – Christopher Palenik, Vice President
  - B. **Resolution:** Recognizing National Manufacturing Day 2017 (Priorities 2 and 5)
6. **Public Comment**
7. **Reports Placed on File**
8. **Executive Session (If Needed)**
9. **Adjournment**

## WIOA Adult and Dislocated Worker Services

PY16 Program Updates through 6/30/2017

**One Stop Centers** – Branded in Illinois as workNet Centers, each workforce development area is required to maintain at least one center at which local federally funded education and workforce programs and services are accessible. Centers provide **Career** services (listed below) to job seekers and employers. Additionally, the Workforce Innovation and Opportunity Act provides **Individualized** and **Training** assistance to those meeting eligibility requirements.



### BASIC CAREER SERVICES

**Universal Services** – Any individual will have access to employment related services that are universal in nature – no eligibility criteria needs to be met. Services include information about job vacancies, career options, employment trends, instruction on conducting a job search and writing a resume and access to resources such as computers and internet.

Local workNet Center Locations		
North Aurora	Yorkville	DeKalb
Staff Assistance Available (Monday through Friday 8:30am – 4:30pm)		
Community Access Points		
Gail Borden Library -- Drop in Resume Assistance (Tuesday 1:00pm – 4:00pm)		
Plano Library -- Drop in Resume Assistance (third Thursday 2:30 – 4:30)		
Elgin Community College -- WIOA Eligibility Screening (Wednesday 9:00 – 12:00)		
Monthly Events Calendar Available at <a href="http://www.countyofkane.org/WDD">www.countyofkane.org/WDD</a>		

<b>workNet Resource Center User Snapshot (7/1/16 – 06/30/2017)</b>	Kane County	7376 visits
	DeKalb County	3371 visits
	Kendall County	733 visits

**Information Sessions** are regularly scheduled and provide job seekers an overview of WIOA services including local job search trends and tips, program eligibility and occupational training options. All job seekers interested in enrolling in services must attend one of the sessions held weekly at one of the following locations – no appointment required.

Gail Borden Library	Wednesday at 9:30am
North Aurora workNet Center	Monday 9:30am
Yorkville workNet Center	Walk in sessions available during center hours based on need
DeKalb workNet Center	Friday at 9:00am

**Employee Support during Downsizing or Business Closure:** Provided at the workplace, employees that are impacted by a large layoff or plant closing receive program and resource information from workforce development staff, DCEO and IDES (unemployment) staff to facilitate re-employment.

## STAFF ASSISTED CAREER SERVICES

**Individualized Job Search Counseling** – All job seekers pursuing an intensive level of services (beyond universal) and/or training must meet eligibility criteria based around the following two populations – Adults and Dislocated Workers. Services include eligibility determination and readiness assessment, employment plan development, job search assistance and occupational training that lead to job matching/placement.

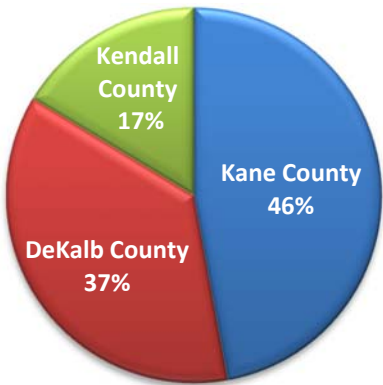
**Adults** – Eligible adults must be age 18 or older and a lower-income individual (takes into account the last six months of earnings) with food stamp or TANF recipients being automatically eligible. Often the eligible adults have limited attachment to the labor force and may have significant barriers to obtaining employment.

<b>WIOA Adult Service Snapshot</b>					
	Kane	DeKalb	Kendall	Totals	Goal Progress
Participants Carried-In from PY15	136	137	37	310	<b>114%</b>
New Enrollments	90	157	46	293	
Total Adult Participants	226	294	83	603	

**Dislocated Workers** – Is an individual that has been laid off and is eligible to collect unemployment insurance. The program targets individuals that are from a declining occupation or industry or have been unemployed for more than 26 weeks. Often these workers require re-training for rapid re-employment.

WIOA Dislocated Worker Service Snapshot					
	Kane	DeKalb	Kendall	Totals	Goal Progress
Participants Carried-In from PY15	130	65	45	240	79%
New Enrollments	116	27	43	186	
Total Dislocated Worker Participants	246	92	88	426	

**Adult and Dislocated Worker Distribution between Counties in LWDA 5**



**TRAINING ASSISTANCE**

**Training Services** – Individual Training Services are available for those job seekers accessing intensive services but still unable to attain employment at a self-sufficient wage. Training services are available to increase the individual’s skill level and may include occupational training by way of classroom instruction (ITA) or on-the-job training (OJT).

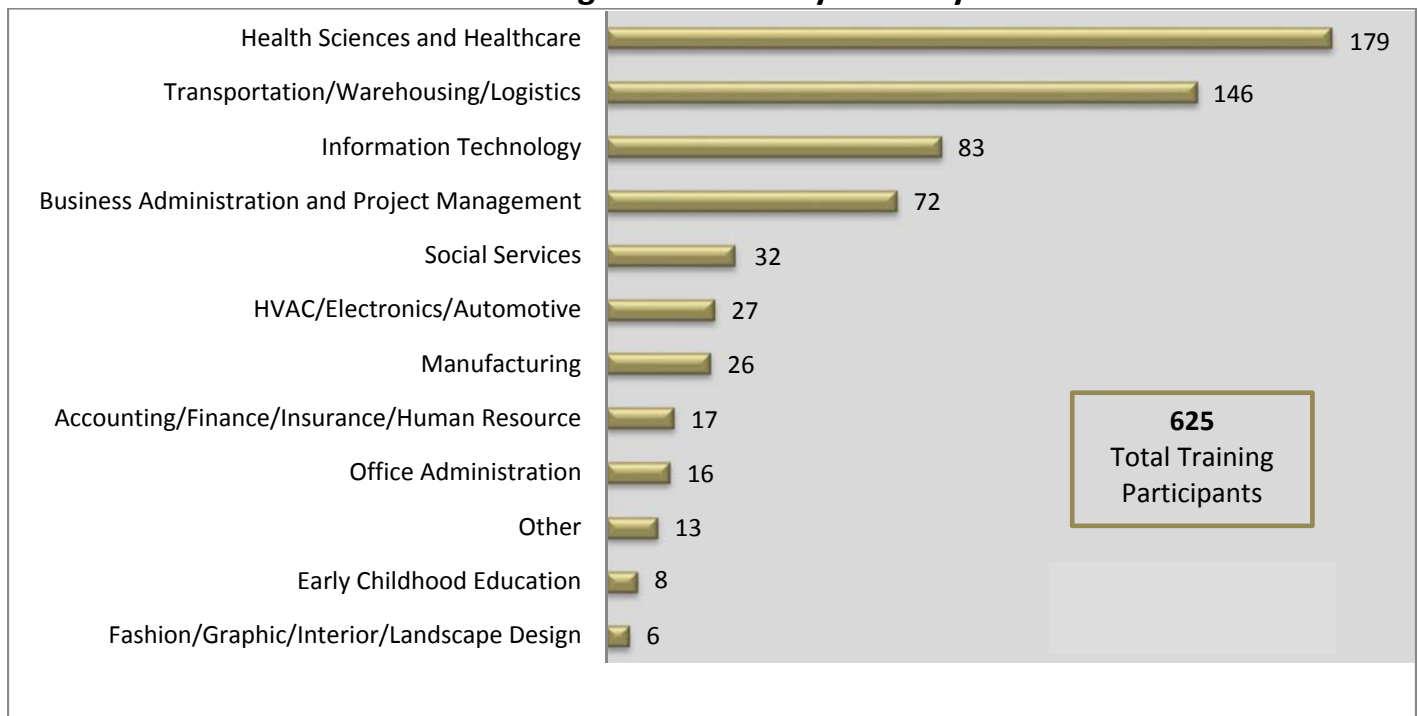
**Individual Training Account (ITA)** is the mechanism to fund tuition, fees and books for WIOA participants enrolled in an occupational training program that leads to a credential/ certification in demand occupation. Typically the training programs are less than two years in length at a Community College or a specialized proprietary vendor.

ITA Funded Training					
	NEW Training ITAs Issued	Total Number in Training	Successful Completions	Credential Attainment	In-Training Goal Progress
Adult	204	351	140	124	125%
Dislocated Worker	158	274	155	153	
Totals	362	625	295	277	

Top 5 WIOA Funded Training Providers (NEW ITAs Awarded)	
Training Vendor	Number of Students
Kishwaukee College	69
Rock Gate Capitol, LLC	50
Northern Illinois University	38
Microtrain	36
Waubensee Comm. College	28

Top 5 WIOA Funded Training Programs (NEW ITAs Awarded)	
Program	Number of Students
Truck Driving (CDL)	93
Project Management	33
Registered Nurse	33
IT Management	25
Patient Care Technician	19

### ITA Funded Training Attendance by Industry Sector



**On-the-Job Training (OJT)** provides funding to partially reimburse an employer for the extraordinary cost of training a newly hired employee in the specialized skills necessary to perform their job. A skill-gap assessment, along with a customized training plan, is completed for each individual hired through an OJT.

#### Participants Carried-In from PY'15

9 participants completed training, resulting in an overall **78%** (7 of 9) employment retention rate

#### New Participants for PY'16

8 new participants placed in Full-Time OJT employment, earning an average wage of **\$19.07/hr.**  
*(3 completed training and retained employment; 4 continue training; 1 resigned for a better opportunity)*  
6 local employers have accessed **\$52,300** to assist with training these participants  
15-20 employers partnering for candidate recruitment/referral activities

## MEASURING SUCCESS

Overall program performance is measured annually following the close of each federal fiscal year, which ends on 9/30. The final measures rely heavily on data collected by the Illinois Department of Employment Security and focus exclusively on those individuals receiving individualized and/or training services (not basic services). Because of data lags, preliminary performance outcomes are not typically available until the fall after the close of each fiscal year, so for federal fiscal year 2016, which ended on 9/30/2016, this information will be available in the fall of 2017.

In order to gauge performance in a more-timely manner, Kane County tabulates the number of WIOA-assisted clients, by county, that have gained employment on a quarterly basis. While many of these individuals may have completed their program and/or training curriculum, they are expected to continue to receive career counseling support/services under the WIOA program in order to ensure success. The table below provides these figures for Program Year 2016.

Employment Snapshot (7/1/16 – 06/30/2017)					
	Kane	DeKalb	Kendall	Totals	
Adults	85	113	36	234	
Dislocated Workers	130	45	41	216	
Youth	153	26	29	208	
Total Employment Outcomes	368	184	106	658	

## WIOA Youth Services

### PY 2016 Program Updates through 6/30/17

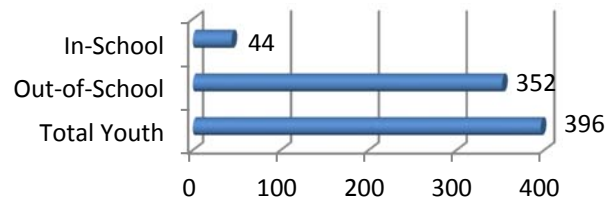
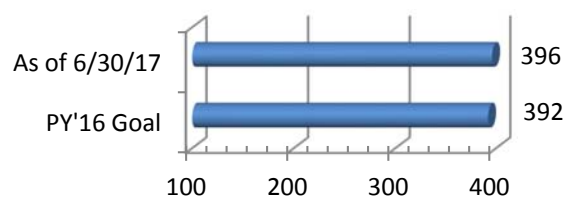
WIOA youth programs are intended to provide age-appropriate services targeted to economically disadvantaged youth age 16-24 that face barriers to staying in-school or finding employment. Youth are classified in two categories, and WIOA requires a minimum of 75% of the youth program funds to be expended on out-of-school youth programs and services, and 20% of funds to be spent on Work Based Learning activities.

- **In-School Youth** – a youth enrolled in a high school or alternative high school program.
- **Out-of-School Youth** – a youth who is not attending school or has dropped out of high school.

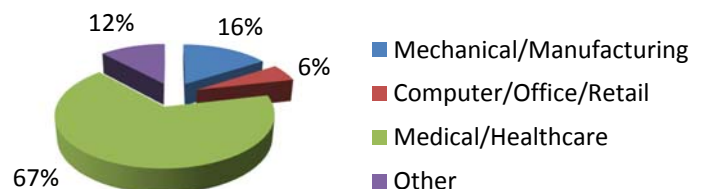
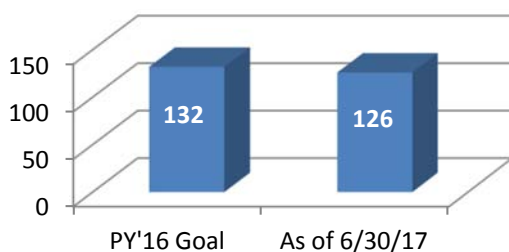
Youth services for Kane, Kendall and DeKalb communities are delivered through a procured network of service providers with oversight provided by Kane County. Youth engagement/participation is measured monthly with each provider to ensure enrollment/participation goals are achieved along with a full expenditure of funds by June 30<sup>th</sup>. Services incorporate the following strategies with the goal of increasing the youth's long-term employability:

- Paid Work Experience & Internships
- Soft Skill Instruction
- Job Readiness Training
- Career Path Development
- Tutoring & Mentoring
- GED/HS Diploma Support
- Occupational Training
- Job Placement Assistance

#### Youth Participation and Breakdown



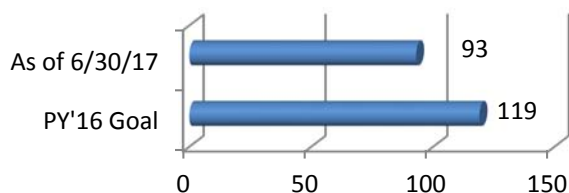
#### Youth in Occupational Training



#### Occupational Training Programs

- Automotive
- Manufacturing
- Healthcare
- Emergency Med. Services
- Office Assisting/Admin Assistant
- Public Service

#### Youth in Paid Work Experience



20% expenditure benchmark for Work Based Learning Activities was successfully reached for PY16.



## Individual Youth Provider Service Detail

### Business and Career Services, Inc.

**Service Area:** Kane and Kendall Counties

**PY'16 Contract Amount:** \$350,000

Provides 18 to 24 year-olds an opportunity for career exploration in manufacturing through a 4-week boot camp and 200 hour paid internship. The internship provides mentoring, guidance, skills training and hands-on work experience needed to transition into a career or education in manufacturing.

Planned Enrollment	Total Youth Participating	Percentage of Goal Met
74	58	78%
<u>3</u> youth participating in On-the-Job Training opportunities		
<u>20</u> youth have participated in paid internships with manufacturing businesses		
While the expansion of Business and Career Services' internship program into Kendall County occurred as planned during PY16, participant enrollment and corresponding work experiences launched in July 2017.		

Interested youth should contact Eddie Perez at [eperez@bcsillinois.org](mailto:eperez@bcsillinois.org) or 847.437.9538 for more details.

### Elgin Community College

**Service Area:** Northern Kane County

**PY'16 Contract Amount:** \$239,672

In-School youth receive hands-on exposure in a sampling of career modules, enhance their academic skill levels, develop leadership and life skills, increase career awareness, improve computer skills, and obtain help finding employment. The Out-of-School youth concentrate on career exploration, life skills, GED preparation, vocational training, job search skills, and employment assistance. Youth in need may participate in paid work experience to help transition into unsubsidized employment.

Planned Enrollment	Total Youth Participating	Percentage of Goal Met
53	62	117%
<u>7</u> youth attained their High School Equivalency/GED		
<u>16</u> youth have participated in work experience opportunities		

Interested youth should contact Jackie Espinoza at [jespinoza@elgin.edu](mailto:jespinoza@elgin.edu) or 847.214.6984.

### Grundy/Kendall ROE

**Service Area:** Kendall County

**PY'16 Contract Amount:** \$165,341

Provides 16-24 year olds (in-school or out-of-school) with job search skills training, GED tutoring and assessment, academic remediation, subsidized work experience, assistance with FAFSA and financial aid, career counseling, and assistance with legal problems or court-ordered probation. Participants with disabilities are assisted in overcoming barriers to their successful transition to community competitive employment and/or vocational training in post-secondary education.

Planned Enrollment	Total Youth Participating	Percentage of Goal Met
51	50	98%
<u>4</u> youth completed the first run of a job readiness program for disabled participants		
<u>21</u> youth have earned their GED/High School Diploma		

Interested youth should contact Laura Stransky at [lstransky@roe24.org](mailto:lstransky@roe24.org) or 630.553.4166.



## Kishwaukee College

**Service Area: DeKalb County**

**PY'16 Contract Amount: \$298,757**

Provides 16-24 year old out-of-school youth with the opportunity to participate in occupational training to help them obtain employment. Career counseling, assessment, employment readiness training, and financial support for tuition and fees, textbooks and supplies assist youth in choosing a meaningful career path. Students are linked to unpaid job shadowing or paid work experience opportunities. Youth lacking a high school diploma are referred for GED classes and provided similar support in preparation for their educational and career path.

Planned Enrollment	Total Youth Participating	Percentage of Goal Met
49	55	112%
<u>28</u> youth have earned occupational credentials		
<u>38</u> youth participated in occupational classroom training		

Interested youth should contact Dariana Lee at [dlee2@kish.edu](mailto:dlee2@kish.edu) or 815.825.2086, ext. 5190.

## Quad County Urban League

**Service Area: Kane County**

**PY'16 Contract Amount: \$347,806**

Provides youth ages 16-24 that are in-school or out-of-school with subsidized year-round employment opportunities as a means of career exploration. Participants benefit from assistance with pre-employment preparation, job skills, workshops/speakers, college tours, and increased educational levels.

Planned Enrollment	Total Youth Participating	Percentage of Goal Met
92	92	100%
<u>6</u> youth have earned their GED/High School Diploma		
<u>34</u> youth have participated in subsidized work experience		

Interested youth should contact Ann Webb Camp at [ann.camp@qcul.org](mailto:ann.camp@qcul.org) or 630.851.2203.

## Waubonsee Community College

**Service Area: Southern Kane/Kendall Counties**

**PY'16 Contract Amount: \$300,281**

Provides out of school youth ages 16-24 with year-round guidance and support. The program helps youth with barriers to employment or education develop skills and credentials needed to successfully obtain and retain employment. The program promotes student learning and supports personal and career development, guiding students towards self-reliance and self-sufficiency.

Planned Enrollment	Total Youth Participating	Percentage of Goal Met
73	79	108%
<u>31</u> youth have earned occupational credentials		
<u>7</u> youth have participated in work experience opportunities		

Interested youth should contact Marques Clark at [mclark1@waubonsee.edu](mailto:mclark1@waubonsee.edu) or 630.966.4176.

# Memorandum

**To:** JOBS Committee

**From:** Maria Luisa Gonzalez, Fiscal Manager

**Date:** September 15, 2017

**Re:** Monthly Fiscal report

---

## **WIOA16 Budget report**

We have currently expended 72% of the grant. We have until June 30, 2018, to spend the grant.

## **WIOA17 Budget report**

We will not start to charge expenses on this grant until the WIOA16 grant is expended.

## **Trade Budget report**

We have until September 30<sup>th</sup> to spend this grant. We are currently awaiting approval of a modification moving funds from the payment processing line into the training line.

## **WIOA Rapid Response Layoffs and Closings report**

A request was made to extend the end date for this grant and that has been approved. We now have until January 2018 to spend this grant.

## **WIOA Local Incentive**

This grant was awarded to us because of meeting some of the benchmarks for PY15. We have until June 30<sup>th</sup> to spend this grant.

# WIOA 16 Budget-Expenditure Summary Report

Prepared by Kane County

**Grant Year-Number: 16-681005**

**Report Period: 07/01/2016 through 07/31/2017**

Budget	Expenditures through 07/31/17	Balance	% of budget spent
--------	----------------------------------	---------	-------------------

1000 SALARY AND FRINGE BENEFITS	\$ 455,578.00	\$ 190,486.32	\$ 265,091.68	
1010 OTHER ADMIN	45,857.00	34,455.33	11,401.67	
<b>TOTAL ADMIN:</b>	<b>\$ 501,435.00</b>	<b>\$ 224,941.65</b>	<b>\$ 276,493.35</b>	44.9%
2000 YOUTH-I/S SALARY AND FRINGE BENEFITS	\$ 18,192.00	\$ 5,953.57	\$ 12,238.43	
2010 YOUTH-I/S OTHER PROGRAM COSTS	103,103.00	81,782.38	21,320.62	
2100 YOUTH-I/S DIRECT TRAINING COSTS	6,219.00	1,106.15	5,112.85	
2140 YOUTH-I/S WORK BASED TRAINING	63,116.00	39,151.13	23,964.87	
<b>TOTAL YOUTH-IN SCHOOL:</b>	<b>\$ 190,630.00</b>	<b>\$ 127,993.23</b>	<b>\$ 62,636.77</b>	67.1%
3000 YOUTH-O/S SALARY AND FRINGE BENEFITS	\$ 22,056.00	\$ 50,867.02	\$ (28,811.02)	
3010 YOUTH-O/S OTHER PROGRAM COSTS	748,967.00	530,739.20	218,227.80	
3100 YOUTH-O/S DIRECT TRAINING COSTS	154,343.00	186,860.13	(32,517.13)	
3140 YOUTH-O/S WORK BASED TRAINING	508,326.00	309,125.34	199,200.66	
<b>TOTAL YOUTH-OUT OF SCHOOL:</b>	<b>\$ 1,433,692.00</b>	<b>\$ 1,077,591.69</b>	<b>\$ 356,100.31</b>	75.2%
4000 ADULT - SALARY AND FRINGE BENEFITS	\$ 397,951.00	\$ 267,140.40	\$ 130,810.60	
4010 ADULT - OTHER PROGRAM COSTS	248,249.00	224,607.67	23,641.33	
4100 ADULT - DIRECT TRAINING COSTS	654,450.00	593,735.69	60,714.31	
4140 ADULT - ADULT WORK BASED TRAINING	109,788.00	5,580.00	104,208.00	
<b>TOTAL ADULT:</b>	<b>\$ 1,410,438.00</b>	<b>\$ 1,091,063.76</b>	<b>\$ 319,374.24</b>	77.4%
5000 DISLOCATED WRK - SALARY/FRINGE BENEFITS	\$ 596,927.00	\$ 274,657.45	\$ 322,269.55	
5010 DISLOCATED WRK - OTHER PROGRAM COSTS	201,946.00	210,342.42	(8,396.42)	
5100 DISLOCATED WRK - DIRECT TRAINING COSTS	580,185.00	589,372.59	(9,187.59)	
5140 DISLOCATED WRK - WORK BASED TRAINING	99,108.00	33,468.80	65,639.20	
<b>TOTAL DW:</b>	<b>\$ 1,478,166.00</b>	<b>\$ 1,107,841.26</b>	<b>\$ 370,324.74</b>	74.9%
<b>GRAND TOTAL:</b>	<b>\$ 5,014,361.00</b>	<b>\$ 3,629,431.59</b>	<b>\$ 1,384,929.41</b>	

## FINANCIAL BENCHMARKS

**Grant 72% expended as of 07/31/2017. Grant must be fully expended by 6/30/2018.**

**WIOA 16 Expenditure Detail Report**

Grant Year-Number: 16-681005

Report Period: 07/01/2016 through 07/31/2017

GRS Category	Account Number	Account Description	Expenditures through July 2017	Accruals through July 2017	Total Expenditures			
Fund 480 - Department 98116 - WIOA 16								
Sub-Department 98100 - Administration								
Salary and Fringe	40000	Salaries and Wages	135,001.79	.00	135,001.79	Subtotals:		
Salary and Fringe	45390	Fringe	50,737.67	.00	50,737.67	Salary and Fringe	\$	190,486.32
Other Admin	50340	Software Licensing Cost	.00	.00	.00	Other Admin	\$	34,455.33
Other Admin	50590	Professional Services	1,789.52	19,157.08	20,946.60		\$	224,941.65
Other Admin	52130	Repairs & Maint - Computers	4,479.81	.00	4,479.81			TRUE
Other Admin	52180	Building Space Rental	4,873.38	.00	4,873.38			
Other Admin	52190	Equipment Rental	33.27	.00	33.27			
Salary and Fringe	53000	Liability Insurance	2,342.12	.00	2,342.12			
Salary and Fringe	53010	Workers Comp	2,404.74	.00	2,404.74			
Other Admin	53020	Unemployment Claims	376.58	.00	376.58			
Other Admin	53070	Legal Printing	9.81	.00	9.81			
Other Admin	53120	Employee Mileage Expense	79.66	.00	79.66			
Other Admin	60000	Office Supplies	1,844.52	.00	1,844.52			
Other Admin	60040	Postage	77.83	.00	77.83			
Other Admin	60500	Equipment >\$1000	355.86	.00	355.86			
Other Admin	64000	Telephone	331.09	.00	331.09			
Other Admin	64020	Internet	234.40	.00	234.40			
Other Admin		Admin Other	.00	812.52	812.52			
Administration		Expense Totals	\$204,972.05	\$19,969.60	\$224,941.65			
Sub-Department 98200 - Youth In School								
Salary and Fringe	40000	Salaries and Wages	4,708.92	.00	4,708.92	Subtotals:		
Salary and Fringe	45390	Fringe	1,046.15	.00	1,046.15	Salary and Fringe	\$	5,953.57
Other Program Cost	50340	Software Licensing Cost	124.64	.00	124.64	Other Program Cost	\$	81,782.38
Other Program Cost	50590	Professional Services	7.00	.00	7.00	Direct Training	\$	1,106.15
Other Program Cost	52130	Repairs & Maint - Computers	424.30	.00	424.30	Work Based Training	\$	39,151.13
Other Program Cost	52180	Building Space Rental	455.55	.00	455.55		\$	127,993.23
Other Program Cost	52190	Equipment Rental	3.67	.00	3.67			TRUE
Salary and Fringe	53000	Liability Insurance	97.95	.00	97.95			
Salary and Fringe	53010	Workers Compensation	100.55	.00	100.55			
Other Program Cost	53020	Unemployment Claims	35.67	.00	35.67			
Other Program Cost	53070	Legal Printing	1.76	.00	1.76			
Other Program Cost	53100	Conference and Meetings	49.84	.00	49.84			
Other Program Cost	53120	Employee Mileage Expense	84.88	.00	84.88			
Other Program Cost	53130	General Association Dues	16.72	.00	16.72			
Other Program Cost	55000	Miscellaneous Contractual Exp	73,806.71	6,590.83	80,397.54			
Work Based Training	55025	Work Based Learning Activities	36,500.17	2,650.96	39,151.13			
Direct Training	55061	Youth Supportive Services	843.34	228.91	1,072.25			
Direct Training	55064	Academin/Pre-Vocational Svc	33.90	.00	33.90			
Other Program Cost	60000	Office Supplies	72.51	.00	72.51			
Other Program Cost	60040	Postage	10.98	.00	10.98			
Other Program Cost	60500	Equipment >\$1000	9.77	.00	9.77			
Other Program Cost	64000	Telephone	31.10	.00	31.10			
Other Program Cost	64020	Internet	21.94	.00	21.94			
Other Program Cost	64020	Other	.00	34.51	34.51			
Youth In School		Expense Totals	\$118,488.02	\$9,505.21	\$127,993.23			
Sub-Department 98250 - Youth Out School								
Salary and Fringe	40000	Salaries and Wages	39,621.32	.00	39,621.32	Subtotals:		
Salary and Fringe	45390	Fringe	9,620.38	.00	9,620.38	Salary and Fringe	\$	50,867.02
Other Program Cost	50340	Software Licensing Cost	643.67	.00	643.67	Other Program Cost	\$	530,739.20
Other Program Cost	50590	Professional Services	44.90	.00	44.90	Direct Training	\$	186,860.13
Other Program Cost	52130	Repairs & Maint - Computers	3,349.22	.00	3,349.22	Work Based Training	\$	309,125.34
Other Program Cost	52180	Building Space Rental	3,559.05	.00	3,559.05		\$	1,077,591.69
Other Program Cost	52190	Equipment Rental	29.19	.00	29.19			TRUE
Salary and Fringe	53000	Liability Insurance	801.93	.00	801.93			
Salary and Fringe	53010	Workers Compensation	823.39	.00	823.39			
Other Program Cost	53020	Unemployment Claims	352.35	.00	352.35			
Other Program Cost	53070	Legal Printing	16.42	.00	16.42			
Other Program Cost	53100	Conference and Meetings	49.83	.00	49.83			
Other Program Cost	53120	Employee Mileage Expense	84.87	.00	84.87			
Other Program Cost	53130	General Association Dues	131.50	.00	131.50			
Other Program Cost	55000	Miscellaneous Contractual Exp	433,769.46	87,165.10	520,934.56			
Work Based Training	55025	Work Based Learning Activities	259,363.93	47,309.41	306,673.34			
Direct Training	55060	Youth ITA	123,768.75	24,729.17	148,497.92			
Direct Training	55061	Youth Supportive Services	25,814.89	7,764.24	33,579.13			
Work Based Training	55062	Youth WBL ITA	2,452.00	.00	2,452.00			
Direct Training	55064	Academin/Pre-Vocational Svc	3,659.08	1,124.00	4,783.08			
Other Program Cost	60000	Office Supplies	709.66	.00	709.66			
Other Program Cost	60040	Postage	77.65	.00	77.65			
Other Program Cost	60500	Equipment >\$1000	106.82	.00	106.82			
Other Program Cost	64000	Telephone	251.01	.00	251.01			
Other Program Cost	64020	Internet	171.28	.00	171.28			
Other Program Cost		Other	.00	227.22	227.22			
Youth Out School		Expense Totals	\$909,272.55	\$168,319.14	\$1,077,591.69			

# WIOA 16 Expenditure Detail Report

Grant Year-Number: 16-681005

Report Period: 07/01/2016 through 07/31/2017

GRS Category	Account Number	Account Description	Expenditures through July 2017	Accruals through July 2017	Total Expenditures			
Sub-Department 98300 - Adult								
Salary and Fringe	40000	Salaries and Wages	190,509.88	.00	190,509.88	Subtotals:		
Salary and Fringe	45390	Fringe	70,070.89	.00	70,070.89	Salary and Fringe	\$	267,140.40
Other Program Cost	50340	Software Licensing Cost	816.77	.00	816.77	Other Program Cost	\$	224,607.67
Other Program Cost	50590	Professional Services	82.60	.00	82.60	Direct Training	\$	593,735.69
Other Program Cost	52010	Janitorial Services	3,852.06	.00	3,852.06	Work Based Training	\$	5,580.00
Other Program Cost	52130	Repairs & Maint - Computers	15,891.11	.00	15,891.11		\$	1,091,063.76
Other Program Cost	52180	Building Space Rental	35,534.80	.00	35,534.80			TRUE
Other Program Cost	52190	Equipment Rental	157.09	.00	157.09			
Salary and Fringe	53000	Liability Insurance	3,236.55	.00	3,236.55			
Salary and Fringe	53010	Workers Compensation	3,323.08	.00	3,323.08			
Other Program Cost	53020	Unemployment Claims	1,806.54	.00	1,806.54			
Other Program Cost	53040	General Advertising	38.65	.00	38.65			
Other Program Cost	53070	Legal Printing	93.06	.00	93.06			
Other Program Cost	53120	Employee Mileage Expense	1,687.10	.00	1,687.10			
Other Program Cost	53130	General Association Dues	548.44	.00	548.44			
Other Program Cost	55000	Miscellaneous Contractual Exp	134,916.57	14,587.82	149,504.39			
Other Program Cost	60000	Office Supplies	5,133.78	.00	5,133.78			
Other Program Cost	60040	Postage	371.24	.00	371.24			
Other Program Cost	60500	Equipment>\$1000	673.72	.00	673.72			
Other Program Cost	63000	Utilities - Natural Gas	417.54	.00	417.54			
Other Program Cost	63010	Utilities - Electric	1,347.31	.00	1,347.31			
Other Program Cost	64000	Telephone	1,425.09	.00	1,425.09			
Other Program Cost	64020	Internet	3,792.25	.00	3,792.25			
Direct Training	82015	DT ITA	514,555.66	30,709.00	545,264.66			
Work Based Training	82040	DT OJT (On the Job Training)	5,580.00	.00	5,580.00			
Direct Training	82100	SS Transportation Assistance	41,391.24	2,281.38	43,672.62			
Direct Training	82170	SS Other Supportive Services	4,798.41	.00	4,798.41			
Other Program Cost		Adult Other	.00	1,434.13	1,434.13			
Adult Expense Totals			\$1,042,051.43	\$49,012.33	\$1,091,063.76			
Sub-Department 98400 - Dislocated Worker								
Salary and Fringe	40000	Salaries and Wages	197,129.46	.00	197,129.46	Subtotals:		
Salary and Fringe	45390	Fringe	71,524.28	.00	71,524.28	Salary and Fringe	\$	274,657.45
Other Program Cost	50340	Software Licensing Cost	4,152.66	.00	4,152.66	Other Program Cost	\$	210,342.42
Other Program Cost	50590	Professional Services	392.02	.00	392.02	Direct Training	\$	589,372.59
Salary and Fringe	50600	Temporary Help	.00	.00	.00	Work Based Training	\$	33,468.80
Other Program Cost	52010	Janitorial Services	1,428.32	.00	1,428.32		\$	1,107,841.26
Other Program Cost	52130	Repairs & Maint - Computers	29,013.65	.00	29,013.65			TRUE
Other Program Cost	52180	Building Space Rental	42,463.87	.00	42,463.87			
Other Program Cost	52190	Equipment Rental	311.67	.00	311.67			
Salary and Fringe	53000	Liability Insurance	2,716.52	.00	2,716.52			
Salary and Fringe	53010	Workers Compensation	3,287.19	.00	3,287.19			
Other Program Cost	53020	Unemployment Claims	4,988.31	.00	4,988.31			
Other Program Cost	53040	General Advertising	32.65	.00	32.65			
Other Program Cost	53070	Legal Printing	135.26	.00	135.26			
Other Program Cost	53120	Employee Mileage Expense	1,881.00	.00	1,881.00			
Other Program Cost	53130	General Association Dues	9,232.32	.00	9,232.32			
Other Program Cost	55000	Miscellaneous Contractual Exp	89,944.17	9,725.19	99,669.36			
Other Program Cost	60000	Office Supplies	6,521.51	.00	6,521.51			
Other Program Cost	60040	Postage	613.20	.00	613.20			
Other Program Cost	60500	Equipment>\$1000	951.85	.00	951.85			
Other Program Cost	63000	Utilities - Natural Gas	(33.16)	.00	(33.16)			
Other Program Cost	63010	Utilities-Electric	789.84	.00	789.84			
Other Program Cost	64000	Telephone	2,517.85	.00	2,517.85			
Other Program Cost	64020	Internet	3,306.96	.00	3,306.96			
Direct Training	82015	DT ITA	493,884.39	49,275.24	543,159.63			
Work Based Training	82040	DT OJT (On the Job Training)	12,188.80	21,280.00	33,468.80			
Direct Training	82100	SS Transportation Assistance	39,851.19	1,244.93	41,096.12			
Direct Training	82170	SS Other Supportive Services	5,116.84	.00	5,116.84			
Other Program Cost		DW Other	.00	1,973.28	1,973.28			
Dislocated Worker Expense Totals			\$1,024,342.62	\$83,498.64	\$1,107,841.26			
Fund 480 - Department 98116 - WIOA 16 Totals			\$3,299,126.67	\$330,304.92	\$3,629,431.59			

Office of Community Reinvestment - Workforce Development Division			
Trade Adjustment Assistance/DCEO grant			
10/01/16 - 09/30/17			
Expenses through July 2017			
Description	Payment Processing	Training	Total
October-16		67,889.89	67,889.89
November-16		7,186.89	7,186.89
December-16		6,904.64	6,904.64
January-17	1,050.89	15,547.21	16,598.10
February-17	1,669.50	19,291.71	20,961.21
March-17	1,296.87	66,699.20	67,996.07
April-17	935.53	108,263.35	109,198.88
May-17	761.82	22,863.46	23,625.28
June-17	1,782.05	21,393.99	23,176.04
July-17	2,013.44	58,079.23	60,092.67
August-17			-
September-17			-
<b>GRANT YEAR TOTAL</b>	9,510.10	394,119.57	403,629.67
	T	T	T
Accruals through July 2017	-	43,551.94	43,551.94
Obligations through July 2017	-	4,554.30	4,554.30
Subtotal actuals, accruals, and obligations	<u>9,510.10</u>	<u>442,225.81</u>	<u>451,735.91</u>
Approved Original Budget Amount:	17,845.00	265,438.71	283,283.71
Approved Budget Modifications:	18,316.00	173,719.24	192,035.24
Approved Budget Amount:	36,161.00	439,157.95	475,318.95
Available amount:	\$ 26,650.90	\$ (3,067.86)	\$ 23,583.04
Budget to Actual Variance:	26%	101%	95%

<b>Office of Community Reinvestment - Workforce Development Division</b>			
<b>WIOA Rapid Response Layoffs and Closings/DCEO grant</b>			
<b>10/01/16 - 01/31/18</b>			
<b>Expenses through July 2017</b>			
<b>Description</b>	<b>Case Management</b>	<b>Supportive Services</b>	<b>Total</b>
October-16	-	-	-
November-16	-	-	-
December-16	-	-	-
January-17	-	-	-
February-17	-	-	-
March-17	11,702.05		11,702.05
April-17	13,613.82		13,613.82
May-17	15,300.86		15,300.86
June-17	13,223.79		13,223.79
July-17	17,512.54	1,528.15	19,040.69
August-17			-
September-17			-
October-17			-
November-17			-
December-17			-
January-18			-
<b>GRANT YEAR TOTAL</b>	71,353.06	1,528.15	72,881.21
	T	T	T
Accruals through July 2017		123.65	123.65
Obligations through July 2017	-	-	-
Subtotal actuals, accruals, and obligations	<u>71,353.06</u>	<u>1,651.80</u>	<u>73,004.86</u>
<b>Approved Original Budget Amount:</b>	79,083.00	5,837.80	84,920.80
<b>Approved Budget Modifications:</b>	79,866.00	-	79,866.00
<b>Approved Budget Amount:</b>	158,949.00	5,837.80	164,786.80
<b>Available amount:</b>	<b>\$ 87,595.94</b>	<b>\$ 4,186.00</b>	<b>\$ 91,781.94</b>
<b>Budget to Actual Variance:</b>	45%	28%	44%



<b>Office of Community Reinvestment - Workforce Development Division</b>		
<b>WIOA Local Incentive</b>		
<b>04/01/17 - 06/30/18</b>		
<b>Expenses through July 2017</b>		
<b>Description</b>	<b>Local Incentive Funds</b>	<b>Total</b>
April-17		-
May-17		-
June-17		-
July-17	7,249.35	7,249.35
August-17		-
September-17		-
October-17		-
November-17		-
December-17		-
January-18		-
February-18		-
March-18		-
April-18		-
May-18		-
June-18		-
<b>GRANT YEAR TOTAL</b>	7,249.35	7,249.35
	T	T
Accruals through July 2017	-	-
Obligations through July 2017	-	-
Subtotal actuals, accruals, and obligations	7,249.35	7,249.35
<b>Approved Original Budget Amount:</b>	25,992.00	25,992.00
<b>Available amount:</b>	\$ 18,742.65	\$ 18,742.65
<b>Budget to Actual Variance:</b>	28%	28%



# Jobs Committee Accounts Payable by GL Distribution

Payment Date Range 06/01/17 - 06/30/17

Vendor	Invoice No.	Invoice Description	Status	Held Reason	Invoice Date	Due Date	G/L Date	Received Date	Payment Date	Invoice Amount
Fund <b>480 - Workforce Development</b>										
Department <b>98115 - WIA 15</b>										
Sub-Department <b>98100 - Administration</b>										
Branch <b>01 - Central</b>										
Account <b>50590 - Professional Services</b>										
6050 - Kerber, Eck, & Braeckel (KEB)	102	Consultant Services for Tech Assistance to LWIA5 through 5/2017	Paid by Check # 357397		06/02/2017	06/16/2017	06/16/2017		06/26/2017	7,157.50
Account <b>50590 - Professional Services</b> Totals							Invoice Transactions	1		\$7,157.50
Account <b>53120 - Employee Mileage Expense</b>										
9456 - Maria Luisa Gonzalez	61517	Mileage to WCC, QCUL, KCC,ECC, & GKROE - 6/2 - 6/9/17	Paid by EFT # 41369		06/15/2017	06/16/2017	06/16/2017		06/26/2017	79.02
Account <b>53120 - Employee Mileage Expense</b> Totals							Invoice Transactions	1		\$79.02
Account <b>60000 - Office Supplies</b>										
8930 - Impact Networking, LLC	848820	Copier Overage charges through - 5/7 - 6/6/2017	Paid by EFT # 41381		06/07/2017	06/16/2017	06/16/2017		06/26/2017	31.50
Account <b>60000 - Office Supplies</b> Totals							Invoice Transactions	1		\$31.50
Branch <b>01 - Central</b> Totals							Invoice Transactions	3		\$7,268.02
Sub-Department <b>98100 - Administration</b> Totals							Invoice Transactions	3		\$7,268.02
Department <b>98115 - WIA 15</b> Totals							Invoice Transactions	3		\$7,268.02
Department <b>98900 - Operating Pool</b>										
Sub-Department <b>98100 - Administration</b>										
Branch <b>02 - Aurora</b>										
Account <b>60000 - Office Supplies</b>										
3578 - Warehouse Direct Office Products	3494023-0	File Folders BinderClips LIQD Soap Glass Cleaner	Paid by EFT # 41272		05/25/2017	06/02/2017	05/31/2017		06/12/2017	1,279.83
4526 - Fifth Third Bank	5672-MG-5/17	IL federal law posters English & Spanish	Paid by EFT # 41357		06/05/2017	06/16/2017	06/16/2017		06/26/2017	179.70
8930 - Impact Networking, LLC	848820	Copier Overage charges through - 5/7 - 6/6/2017	Paid by EFT # 41381		06/07/2017	06/16/2017	06/16/2017		06/26/2017	107.19
3578 - Warehouse Direct Office Products	3511287-0	Office Supplies - pens, paper, file folders - North Aurora	Paid by EFT # 41499		06/09/2017	06/16/2017	06/16/2017		06/26/2017	277.06
3578 - Warehouse Direct Office Products	3511463-0	Office Supplies - Stamp - North Aurora	Paid by EFT # 41499		06/09/2017	06/16/2017	06/16/2017		06/26/2017	10.69
Account <b>60000 - Office Supplies</b> Totals							Invoice Transactions	5		\$1,854.47



# Jobs Committee Accounts Payable by GL Distribution

Payment Date Range 06/01/17 - 06/30/17

Vendor	Invoice No.	Invoice Description	Status	Held Reason	Invoice Date	Due Date	G/L Date	Received Date	Payment Date	Invoice Amount
<b>Fund 480 - Workforce Development</b>										
Department <b>98900 - Operating Pool</b>										
Sub-Department <b>98100 - Administration</b>										
Branch <b>02 - Aurora</b>										
Account <b>64020 - Internet</b>										
4204 - Comcast	06010153906-6/17	Internet Service - for 6/20 - 7/19/17, Acct# 8771200610153906	Paid by Check # 357117		06/01/2017	06/02/2017	06/02/2017		06/12/2017	328.18
Account <b>64020 - Internet</b> Totals								Invoice Transactions	1	\$328.18
Branch <b>02 - Aurora</b> Totals								Invoice Transactions	6	\$2,182.65
Branch <b>03 - DeKalb</b>										
Account <b>52010 - Janitorial Services</b>										
8956 - Sparkle Janitorial Service	905759	Janitorial Services - May - 5/5,5/12,5/19,5/26 Cleaning	Paid by EFT # 41240		05/31/2017	06/02/2017	05/31/2017		06/12/2017	675.03
Account <b>52010 - Janitorial Services</b> Totals								Invoice Transactions	1	\$675.03
Account <b>60000 - Office Supplies</b>										
8930 - Impact Networking, LLC	848820	Copier Overage charges through - 5/7 - 6/6/2017	Paid by EFT # 41381		06/07/2017	06/16/2017	06/16/2017		06/26/2017	27.88
Account <b>60000 - Office Supplies</b> Totals								Invoice Transactions	1	\$27.88
Account <b>63000 - Utilities- Natural Gas</b>										
2253 - Nicor Gas	03469161859-5/25	Service for 4/26-5/25/17 Acct# 03469161859	Paid by Check # 357220		05/25/2017	05/30/2017	05/31/2017		06/12/2017	39.54
Account <b>63000 - Utilities- Natural Gas</b> Totals								Invoice Transactions	1	\$39.54
Account <b>63010 - Utilities- Electric</b>										
1054 - ComEd	3963095144-6/17	Service from 5/1 - 6/2/17 Acct# 3963095144	Paid by Check # 357343		06/02/2017	06/16/2017	06/16/2017		06/26/2017	75.98
Account <b>63010 - Utilities- Electric</b> Totals								Invoice Transactions	1	\$75.98
Branch <b>03 - DeKalb</b> Totals								Invoice Transactions	4	\$818.43
Branch <b>05 - Kendall</b>										
Account <b>64000 - Telephone</b>										
6163 - MCI	08692704347-6/17	May Long Distance Acct# 08692704347	Paid by Check # 357203		06/01/2017	06/02/2017	05/31/2017		06/12/2017	44.37



# Jobs Committee Accounts Payable by GL Distribution

Payment Date Range 06/01/17 - 06/30/17

Vendor	Invoice No.	Invoice Description	Status	Held Reason	Invoice Date	Due Date	G/L Date	Received Date	Payment Date	Invoice Amount
Fund <b>480 - Workforce Development</b>										
Department <b>98900 - Operating Pool</b>										
Sub-Department <b>98100 - Administration</b>										
Branch <b>05 - Kendall</b>										
Account <b>64000 - Telephone</b>										
1057 - AT&T	63055386450-6/17	Phone Service for 5/25 - 06/24/17 Acct# 63055386454800	Paid by Check # 357299		05/25/2017	06/16/2017	06/16/2017		06/26/2017	34.30
Account <b>64000 - Telephone</b> Totals							Invoice Transactions 2			<u>\$78.67</u>
Account <b>64020 - Internet</b>										
4204 - Comcast	0660154242-6/17	Internet Service - for 6/23 - 7/22/17, Acct# 8771200660154242	Paid by Check # 357118		06/01/2017	06/02/2017	06/02/2017		06/12/2017	99.85
Account <b>64020 - Internet</b> Totals							Invoice Transactions 1			<u>\$99.85</u>
Branch <b>05 - Kendall</b> Totals							Invoice Transactions 3			<u>\$178.52</u>
Sub-Department <b>98100 - Administration</b> Totals							Invoice Transactions 13			<u>\$3,179.60</u>
Department <b>98900 - Operating Pool</b> Totals							Invoice Transactions 13			<u>\$3,179.60</u>
Fund <b>480 - Workforce Development</b> Totals							Invoice Transactions 16			<u>\$10,447.62</u>
Grand Totals							Invoice Transactions 16			<u>\$10,447.62</u>



## RESOLUTION/ORDINANCE EXECUTIVE SUMMARY

### Resolution No.

Recognizing National Manufacturing Day 2017

**Committee Flow:** Jobs Committee, Executive Committee, County Board

**Contact:** Christopher Toth, 630.232.3491

### Budget Information:

Was this item budgeted? No	Appropriation Amount: \$0
If not budgeted, explain funding source:	

### Summary:

Manufacturing Day is a celebration of modern manufacturing meant to inspire the next generation of manufacturers, celebrated this year on October 6th. Northeast Illinois is a leading manufacturing center whose metal manufacturers generate more than Thirty Billion Dollars (\$30,000,000,000) in annual revenues and act as a driver of regional economic development. Recognition and support National Manufacturing Day on October 6, 2017 encourages all residents, teachers and students to join in recognizing the important role of manufacturing in our county and to explore careers in manufacturing and related fields.

STATE OF ILLINOIS

COUNTY OF KANE

RESOLUTION NO.

**RECOGNIZING NATIONAL MANUFACTURING DAY 2017**

WHEREAS, the Fabricators and Manufacturers Association, International (FMA), the National Association of Manufacturers, and the Manufacturing Extension Partnership (MEP) have designated October 6, 2017, as National Manufacturing Day; and

WHEREAS, manufacturers, educational institutions, and other organizations in Kane County will be hosting events on or around October 6, 2017, to showcase the high-skilled and well-paying afforded by a career in manufacturing, to support and promote a positive public image of manufacturing, and to ensure the continued growth of the manufacturing industry; and

WHEREAS, Northeast Illinois is a leading manufacturing center whose metal manufacturers generate more than Thirty Billion Dollars (\$30,000,000,000) in annual revenues and act as a driver of regional economic development; and

WHEREAS, more than 330 metal manufacturing firms located in Kane County provide well paying manufacturing jobs for over 8,000 employees and create broad-based prosperity; and

WHEREAS, Kane County, in partnership with the counties of Cook, DuPage, Kendall, Lake, McHenry, and Will along with the City of Chicago, the Chicago Metro Metal Consortium was designated an 'Investing in Manufacturing Communities Partnership' Manufacturing Community by the United States Department of Commerce in June, 2014; and

WHEREAS, Kane County, in partnership with the Chicago Metro Metal Consortium, is collaborating with manufacturers, educational institutions and workforce providers, nonprofits, trade associations, and economic development organizations to support and strengthen the region's manufacturing sector; and

NOW, THEREFORE, BE IT RESOLVED the Kane County Board does hereby resolve to recognize and support National Manufacturing Day on October 6, 2017, and encourages all residents, teachers and students to join in recognizing the important role of manufacturing in our county and to explore careers in manufacturing and related fields.

Passed by the Kane County Board on October 10, 2017.

---

John A. Cunningham  
Clerk, County Board  
Kane County, Illinois

---

Christopher J. Lauzen  
Chairman, County Board  
Kane County, Illinois

Vote:

17-09 Manufacturing Day 2017